



| | | |
|-----------------------|--------------|---------|
| inserts: | | page |
| CDD | 24 poles + ⊕ | 53 |
| CQE | 10 poles + ⊕ | 74 |
| CN | 6 poles + ⊕ | 80 |
| CCE | 6 poles + ⊕ | 86 |
| CNE, CSE | 6 poles + ⊕ | 87 |
| CSS | 6 poles + ⊕ | 98 |
| MIXO | 2 modules | 137-151 |

insert centre distance:
44 x 27 mm

hoods with 2 pegs



hoods with single lever

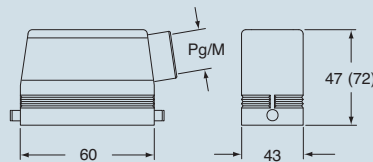


| description | part No. | | entry | | part No. | | entry | |
|---|-------------------|--|-------|---|--------------------|----|-------|-----------------------|
| | | | Pg | M | | | Pg | M |
| with pegs, side entry | CHO 06 L13 | | 13,5 | | MHO 06 L20 | | 20 | |
| with pegs, side entry | CHO 06 L16 | | 16 | | MHO 06 L25 | | 25 | |
| with pegs, side entry, high construction | CAO 06 L21 | | 21 | | MAO 06 L25 | | 25 | |
| with pegs, side entry, high construction | CAO 06 L29 | | 29 | | MAO 06 L32 | | 32 | |
| with pegs, side entry, high construction, without adaptor * | CFO 06 L21 | | 21 | | MFO 06 L25 | | 25 | |
| with pegs, side entry, high construction, without adaptor * | CFO 06 L29 | | 29 | | MFO 06 L32 | | 32 | |
| with pegs, top entry | CHV 06 L13 | | 13,5 | | MHV 06 L20 | | 20 | |
| with pegs, top entry | CHV 06 L16 | | 16 | | MHV 06 L25 | | 25 | |
| with pegs, top entry, high construction | CAV 06 L21 | | 21 | | MAV 06 L25 | | 25 | |
| with pegs, top entry, high construction | CAV 06 L29 | | 29 | | MAV 06 L32 | | 32 | |
| with pegs, top entry, high construction, without adaptor * | CFV 06 L21 | | 21 | | MFV 06 L25 | | 25 | |
| with pegs, top entry, high construction, without adaptor * | CFV 06 L29 | | 29 | | MFV 06 L32 | | 32 | |
| with lever, top entry | | | | | CHV 06 LG | 16 | | MHV 06 LG25 25 |
| with lever, top entry, high construction | | | | | CAV 06 LG21 | 21 | | MAV 06 LG25 25 |
| with lever, top entry, high construction | | | | | CAV 06 LG29 | 29 | | MAV 06 LG32 32 |
| with lever, top entry, high constr., without adaptor * | | | | | CFV 06 LG21 | 21 | | MFV 06 LG25 25 |
| with lever, top entry, high constr., without adaptor * | | | | | CFV 06 LG29 | 29 | | MFV 06 LG32 32 |

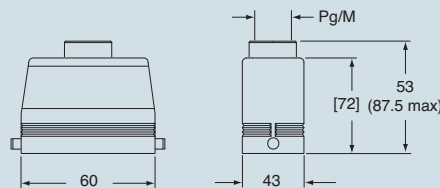
* enclosure without adaptor, threaded on the body, to be used only with a complete cable clamp.

dimensions in mm

CHO L (CAO L) and (CFO L)
MHO L (MAO L) and (MFO L)

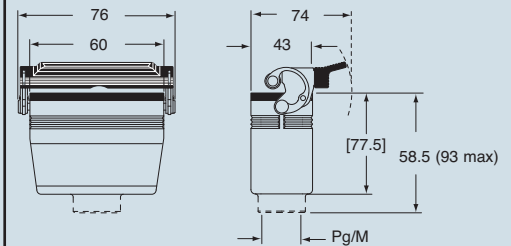


CHV L (CAV L) and [CFV L]
MHV L (MAV L) and [MFV L]



dimensions in mm

CHV LG (CAV LG) and [CFV LG]
MHV LG (MAV LG) and [MFV LG]



CALUS® Type 4/4X/12

dimensions shown are not binding and may be changed without notice